

cramer

REPRESENTED BY



FUSION

P r i c e l i s t



Fusion



The Fusion series is our most flexible line with dozens of configurable options and available with r+ Technology - our patented polyurethane cover system. This versatility makes Fusion our best-selling line that can fill a variety of roles in both lab and technical environments.



Features

- Heavy-duty steel seat for multi-shift durability
- Contoured molded seat with waterfall edge ensures 24-hour comfort
- Dynamic range of adjustments support the full range of seated postures from active forward-leaning to recline
- High performance twist-lock footring with 20" diameter (on desk-to-counter and high heights)
- Supports up to 350 lbs
- 12-Year, Three-Shift Warranty
- SCS Indoor Advantage Gold Certification and may help contribute toward LEED certification
- R+ meets BIFMA Healthcare Furniture Cleanability Guidelines HCF 8.1
- ISO Class 5 Cleanroom

Construction

- 26.75" fiberglass-reinforced nylon base
- 16-gauge steel seat pan
- Integrated steel arm structure with metal-to-metal connections eliminates points of failure
- High resiliency 3.5" thick seat foam
- Heat-bonded powder coat finish

Options

- Arms: an adjustable arm option or a fully articulating arm option

- Casters: multi-surface dual wheel is standard. A variety of other casters are also available
- High-performance twist-lock footrings: Flat surface black 20" is standard. Flat surface chrome 20" is also available
- Desk, desk-to-counter and high heights

r+ Technology

- Patented r+ combination of polyurethane and molded foam provides a comfortable seat
- Resists punctures, tears and virtually all spills; and cleans easily with bleach or ethanol
- Textured surface prevents slipping
- r+ properties: tear strength of 17.7 kgF, puncture resistance of 9.9 kgF, stretch of 660%, abrasion resistance of 25,000 and a Ross Flex rating of 150,000 flexes

ESD

Cramer ESD chairs are engineered to safely ground static, protecting sensitive equipment before discharge can do damage.

- Certified electrostatic discharge protection from top to floor
- ESD-safe casters or glides
- Polyurethane seat covers for cleanable, static-safe durability
- Flat surface chrome footring is standard
- 27.5" polished aluminum base
- Chrome cylinder standard



ESD MODEL

How To Choose The Model

| Work Surface Height | Chair Height |
|---------------------|-----------------|
| 29 - 32 IN | Desk |
| 30 - 37 IN | Desk-to-Counter |
| 33 - 42 IN | High |



Pricing

| CHAIR HEIGHT | ADJUSTMENT MECHANISM | FUSION r+ | | ESD Fusion r+ | |
|-----------------|----------------------|--------------|------------|---------------|------------|
| | | MODEL NUMBER | LIST PRICE | MODEL NUMBER | LIST PRICE |
| Desk | 2-Way | RPMD2 | \$1,380 | | |
| | 4-Way | RPMD4 | \$1,530 | RPMD4256Q | \$1,970 |
| | 7-Way | RPMD7 | \$1,750 | | |
| Desk-to-Counter | 2-Way | RPML2 | \$1,610 | | |
| | 4-Way | RPML4 | \$1,760 | | |
| High | 2-Way | RPMH2 | \$1,560 | | |
| | 4-Way | RPMH4 | \$1,710 | RPMH4256Q | \$2,140 |





2 Way- Seat Height, Back Depth
4 Way- Seat Height, Back Height, Back Angle, Seat Angle
7 Way- Seat Height, Back Height, Back Angle, Seat Angle, Chair Tilt, Forward Tilt Limiter, Seat Depth



Dimensions

| | | |
|--------------------------|------------------|---------------------|
| SEAT DIMENSIONS | WIDTH (X) DEPTH | 20.00 IN (X) 19.25 |
| SEAT HEIGHT | MIN-MAX | |
| | DESK | 16.50 IN - 21.50 IN |
| | DESK TO COUNTER | 17.75 IN - 25.00 IN |
| | HIGH | 22.00 IN - 32.00 IN |
| BACK DIMENSIONS | WIDTH (X) HEIGHT | 16.75 IN - 15.00 IN |
| BASE DIMENSIONS | DIAMETER | 26.75 IN |
| ARMPAD HEIGHT ABOVE SEAT | MIN - MAX | 5.25 IN - 9.00 IN |
| DISTANCE BETWEEN ARMPADS | MIN - MAX | 17.75 IN - 21.00 IN |
| WEIGHT | DESK | 32 LBS |
| | DESK TO COUNTER | 39 LBS |
| | HIGH | 39 LBS |
| | ARMS | 10 LBS |

Options

| ORDER CODE | CATEGORY | LIST PRICE |
|------------------|---|---|
| r+ COLOR OPTIONS | | |
| 282 | grey |  |
| 262 | sky |  |
| 252 | black |  |
| 256 | black (ESD only) |  |
| CASTERS | | |
| 2 | multi-surface dual wheel | standard** |
| 3 | non-rolling glide | n/c |
| 9 | weight activated breaks when seated | \$160 (not available for ESD models) |
| 10 | hard surface single wheel with 3" diameter..... | \$70 (not available for ESD models) |
| ARMS | | |
| B | adjustable arms | \$205 |
| T | articulating arms | \$260 (not available for ESD models) |
| FOOTRINGS | | |
| | flat surface black footring | standard** |
| X | flat surface chrome footring (20")..... | \$40 |

**Standard casters and footrings included unless different options are requested.

HOW TO ORDER


MODEL NUMBER

COLOR CODE


AVAILABLE OPTIONS CODE





 800.251.1505

 hello@formaspace.com

 formaspace.com

